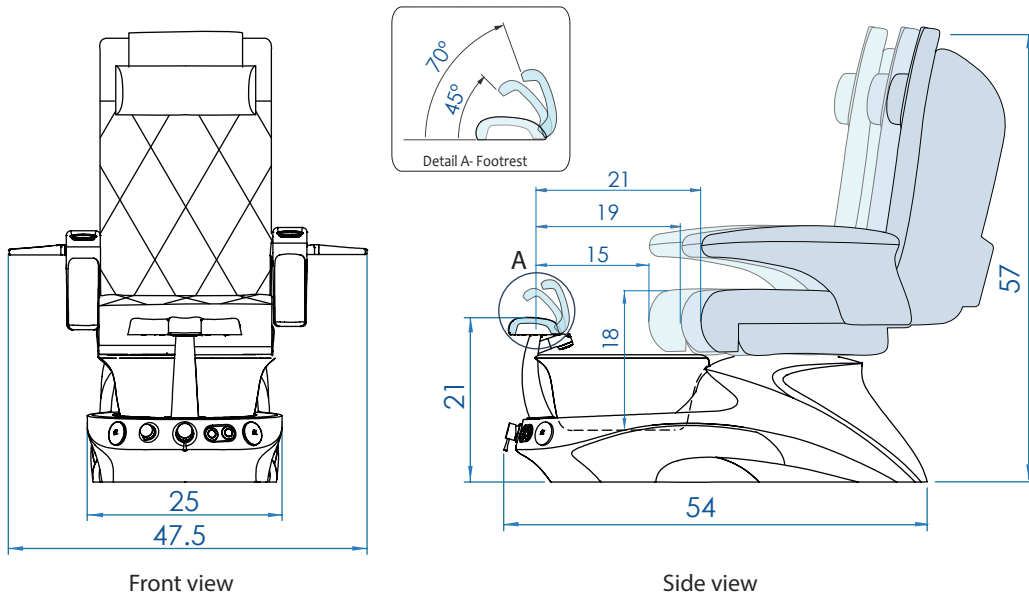


ANS™
CORLITA
PEDISPA

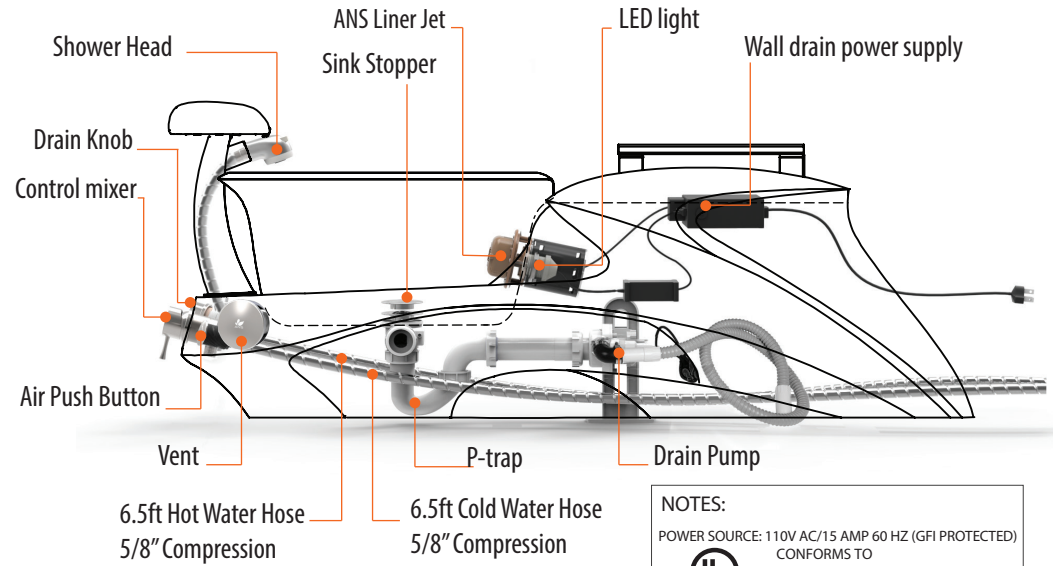


Package weight: 171 lbs.
Tub w/ floor installation: 105 lbs.
add 5 lbs from wall installation
Sink Bowl Capacity: 5 U.S. gallon (18.9L)

Weight capacity: 300lbs




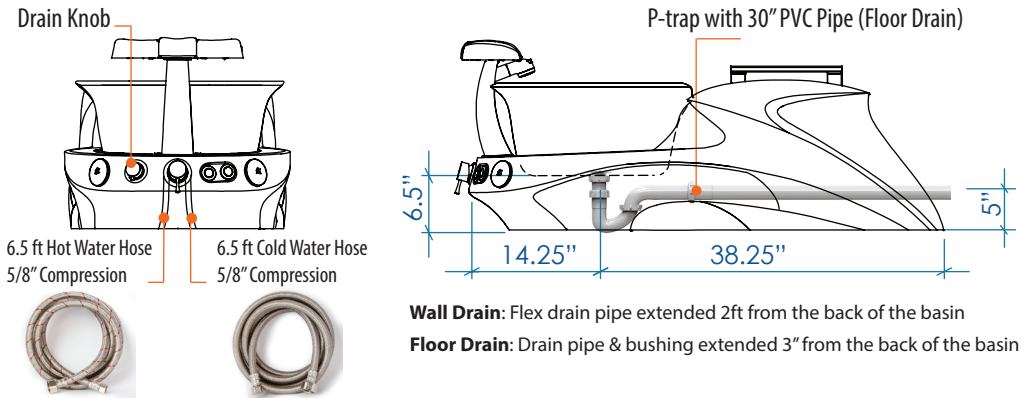
PARTS IDENTIFICATION



NOTES:
POWER SOURCE: 110V AC/15 AMP 60 HZ (GFI PROTECTED)
CONFORMS TO
UL STD 1795 AND UL STD 73
CERTIFIED TO CSA C 22.2 NO. 218.1
AND CAN/CSA C 22.2 NO. 68

E4277221

* Note: The wall drain system is shown in the above diagram



Wall Drain
1-5/16" discharge hose after pump with 1-1/2" bushing
Drain pump - 120V AC, 85W, 60Hz, 1 Amp



Floor Drain
Drain Pipe - 1-1/2" PVC extendable ~5" above floor